



**CUSTOMIZATIONS ARE OUR SPECIALITY**

UNPARALLELED BRACKET SELECTION & LIGHTING SOLUTIONS



# BLADE SIGN BRACKETS

**Sign visibility is everything! Why?** It is the best way to turn passersby into customers. And sturdy, fixed Blade Sign Brackets are critical to achieve this goal. From straight arm designs to elegant scroll work, rust-resistant powder coated steel lets your signs get noticed. Check out our extensive variety of ready-made styles, from ovals to squares to rectangular fixtures, designed to create a seamless message presentation for your business.



## WALL MOUNT SIGN BRACKETS

### HAIKU ARCH

Fabricated with 2" solid steel flat bar, with a 3" wide x 8.5" height back plate. Sleek and modern, it is perfect with a round or oval sign.

<b>30" Length</b>	<b>40" Length</b>	<b>50" Length</b>
14" Ring Centers	22" Ring Centers	30" Ring Centers
Sign width sizes: 18"-26"	Sign width sizes: 28"-36"	Sign width sizes: 36"-48"
<b>397B-30</b>	<b>397B-40</b>	<b>397B-50</b>



### MODERN ARCH

The perfect solution for an oval sign. The Modern Arch is made with 1" square steel tubing. Mounts to any flat post or wall with a heavy duty 3" back plate.

<b>30" Length</b>	<b>40" Length</b>	<b>50" Length</b>
14" Ring Centers	22" Ring Centers	30" Ring Centers
Sign width sizes: 18"-26"	Sign width sizes: 28"-36"	Sign width sizes: 36"-48"
<b>360B-30</b>	<b>360B-40</b>	<b>360B-50</b>



### TRIANGLE BALL

Made with a 1" square tube steel arm and a 3" iron ball finial. Optional sign light kit available. Also available as a lightweight bracket for interior mounting.

<b>30" Length</b>	<b>40" Length</b>	<b>50" Length</b>
14" Ring Centers	22" Ring Centers	30" Ring Centers
Sign width sizes: 18"-26"	Sign width sizes: 26"-36"	Sign width sizes: 34"-48"
<b>375B-30</b>	<b>375B-40</b>	<b>375B-50</b>






### MODERN TRUSS

This architectural blade bracket features an elegant design with clean lines. Mount to any flat surface and suspend signage from two durable iron rings.


<b>26" Length</b> 12" Ring Centers Sign width sizes: 14"-18" 1150-26	<b>36" Length</b> 14" Ring Centers Sign width sizes: 24"-28" 1150-36	<b>46" Length</b> 22" Ring Centers Sign width sizes: 34"-38" 1150-46
---	---	---



### MILANO

Made with .5" square steel bar. Its shape makes it the perfect solution for an oval sign. Also available as a lightweight bracket for interior mounting.

<b>30" Arm Length</b> 14" Ring Centers Sign width sizes: 18"-26" 371B-30	<b>40" Arm Length</b> 22" Ring Centers Sign width sizes: 28"-36" 371B-40	<b>50" Arm Length</b> 30" Ring Centers Sign width sizes: 34"-46" 371B-50
---	---	---



### TORINO ELITE

Made with a 1" square tubular steel arm and a 3" ball finial. Optional sign light kit available.

<b>30" Arm Length</b> 14" Ring Centers Sign width sizes: 18"-26" 370B-30	<b>40" Arm Length</b> 22" Ring Centers Sign width sizes: 28"-36" 370B-40	<b>50" Arm Length</b> 30" Ring Centers Sign width sizes: 34"-46" 370B-50
---	---	---



## WALL MOUNT SIGN BRACKETS

### STRAIGHT ARM SIGN BRACKET WITH RINGS

Modern straightforward approach to signage with a 6x6 backplate and 2x2 tubular steel arm, available in standard and heavy duty formats.

<b>30" Length</b>	<b>40" Length</b>	<b>50" Length</b>
14" Ring Centers	22" Ring Centers	30" Ring Centers
Sign width sizes: 18"-24"	Sign width sizes: 26"-36"	Sign width sizes: 34"-48"
<b>379B-30-HD-WR</b>	<b>379B-40-HD-WR</b>	<b>379B-50-HD-WR</b>
<b>379B-30-WR</b>	<b>379B-40-WR</b>	<b>379B-50-WR</b>



### UNIVERSAL STRAIGHT ARM WITH ADJUSTABLE RING CENTERS

Designed with adjustable collars and eyebolts so you can adjust ring centers exactly as you want them. Powder-coated steel for longevity.

<b>20" Length</b>	<b>30" Length</b>	<b>40" Length</b>	<b>50" Length</b>
Sign width sizes: 16"-18"	Sign width sizes: 26"-28"	Sign width sizes: 36"-38"	Sign width sizes: 46"-48"
<b>379B-AD-20</b>	<b>379B-AD-30</b>	<b>379B-AD-40</b>	<b>379B-AD-50</b>



### UNIVERSAL STRAIGHT ARM

Made from 2x2 tubular steel, the straight arm bracket can be used for hanging signs with your own hardware or a banner bracket.

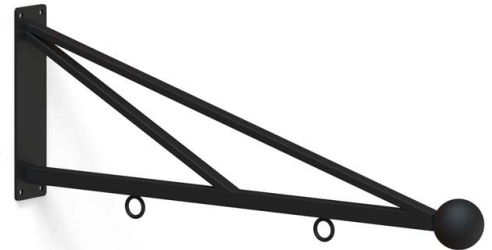
<b>20" Length</b>	<b>30" Length</b>	<b>40" Length</b>	<b>50" Length</b>
Sign width sizes: 16"-18"	Sign width sizes: 26"-28"	Sign width sizes: 36"-38"	Sign width sizes: 46"-48"
<b>379B-20</b>	<b>379B-30</b>	<b>379B-40</b>	<b>379B-50</b>



### TRIANGLE TRUSS HANGING SIGN BRACKET

The Triangle Truss Hanging sign bracket with a ball finial will keep your signage secure and safe in any weather condition.

<b>30" Length</b>	<b>40" Length</b>	<b>50" Length</b>
14" Ring Centers	22" Ring Centers	30" Ring Centers
Sign width sizes: 18"-26"	Sign width sizes: 26"-36"	Sign width sizes: 34"-48"
<b>405B-30</b>	<b>405B-40</b>	<b>405B-50</b>



## LET OUR ON-SITE PROFESSIONALS SOLVE YOUR DESIGN PROBLEM

Our on-site professionals take your sign problem, or even an idea you have, and solve it through custom design and innovation.

This achieves a solution-based result to any sign or lighting challenge you have. Whether it's to overcome tough mounting applications, clearance issues, specialty sizing, or alterations to existing brackets and hardware, we're at your service.

## CLASSIC HANGING SIGN BRACKET WITH BALL FINIAL

The Classic Hanging sign bracket with ball finial was designed to give your sign a stylish look with wrought iron appeal but with steel construction that is better able to stand the test of time.

<b>33" Length</b> 14" Ring Centers Sign width sizes: 18"-24" 377B-33	<b>43" Length</b> 22" Ring Centers Sign width sizes: 26"-36" 377B-43	<b>53" Length</b> 30" Ring Centers Sign width sizes: 34"-48" 377B-53
---	---	---



## CLASSIC HANGING SIGN BRACKET

The attractive scroll work and design of these classic brackets have that traditional wrought iron charm.

<b>30" Length</b> 14" Ring Centers Sign width sizes: 18"-24" 376B-30	<b>40" Length</b> 22" Ring Centers Sign width sizes: 26"-36" 376B-40	<b>50" Length</b> 30" Ring Centers Sign width sizes: 34"-48" 376B-50
---	---	---



## LA COSTA SCROLL SIGN BRACKET

Solid steel 3/4" bar arm with the 1/2" steel square bar scrolls with a fleur de lis finial with an industrial grade back plate, all powder coated black for seasons of use.

<b>30" Arm Length</b> 14" Ring Centers Sign width sizes: 18"-26" 380B-30	<b>40" Arm Length</b> 22" Ring Centers Sign width sizes: 28"-36" 380B-40
---	---



## TWISTED ARM BLADE SIGN BRACKET

The Twisted Arm Blade sign bracket is made with a twisted steel shaft and a solid cast iron ball finial.

<b>29" Length</b> 14" Ring Centers Sign width sizes: 18"-26" M3-TA29	<b>40" Length</b> 22" Ring Centers Sign width sizes: 26"-36" M3-TA40	<b>52" Length</b> 30" Ring Centers Sign width sizes: 34"-48" M3-TA52
---	---	---



## TWISTED ARM BLADE SIGN BRACKET WITH FLEUR DE LIS FINIAL

Bring a bit of the New Orleans traditional style to your storefront! A steel twisted arm blade sign bracket with a classic fleur de lis at the end.

<b>26" Arm Length</b> 14" Ring Centers Sign width sizes: 18"-26" M3-TA26-PFF	<b>38" Arm Length</b> 22" Ring Centers Sign width sizes: 24"-34" M3-TA38-PFF	<b>50" Arm Length</b> 30" Ring Centers Sign width sizes: 36"-48" M3-TA50-PFF
---	---	---



## TERAZZO TRIANGLE SIGN BRACKET

Bring out modern style, flair and the strength of a triangular sign bracket that has been constructed from steel and powder coated for exterior or interior usage.

<b>30" Length</b> 14" Ring Centers Sign Width 18"-24" 410B-30	<b>40" Length</b> 22" Ring Centers Sign Width 26"-36" 410B-40	<b>50" Length</b> 30" Ring Centers Sign Width 34"-48" 410B-50
--	--	--





### LYON BRACKET

The Lyon Ceiling Mount sign bracket is the perfect solution for an oval sign. The Lyon mounts to any flat ceiling with a heavy duty 3" back plate. Black Powder Coat Finish.

#### 30" Length

14" Ring Centers

Sign width sizes: 18"-24"

342B-30

#### 40" Arm Length

22" Ring Centers

Sign width sizes: 26"-36"

342B-40

#### 50" Arm Length

30" Ring Centers

Sign width sizes: 34"-48"

342B-50

**From simple to complex designs,** companies should never underestimate the importance of a sign to reflect their products and services, capabilities and integrity.

## SPECIALTY MOUNT BRACKETS

### HAIKU ARCH CEILING MOUNT SIGN BRACKET

Ideal for circular or oval signs suspended from the ceiling, adds a bit of a modern edge with hand-wrought powder-coated steel simplicity.

<b>30" Arm Length</b> 14" Ring Centers Sign width sizes: 18"-24" <b>397B-30-CEILING</b>	<b>40" Arm Length</b> 22" Ring Centers Sign width sizes: 30"-36" <b>397B-40-CEILING</b>	<b>50" Length</b> 30" Ring Centers Sign width sizes: 40"-46" <b>397B-50-CEILING</b>
--	--	--



### FLORENCE LOWER SCROLL BRACKET

Made with a 1" square tube steel shaft and a ball finial. Mounts to any flat post or wall with a heavy duty 3" back plate.

<b>33" Arm Length</b> 14" Ring Centers Sign width sizes: 18"-24" <b>381B-33</b>	<b>43" Arm Length</b> 22" Ring Centers Sign width sizes: 30"-36" <b>381B-43</b>	<b>53" Length</b> 30" Ring Centers Sign width sizes: 40"-46" <b>381B-53</b>
--	--	--



### LOWER SCROLL TWISTED ARM BRACKET

The twisted steel shaft and scroll work combined to lift round or oval signage up for areas with low clearance. Powder coated for exterior or interior use.

<b>29" Arm Length,</b> 14.5" Ring Centers, Sign width sizes: 18"-24" <b>M3-LSTA29</b>	<b>48" Length,</b> 23.5" Ring Centers, Sign width sizes: 32"-43" <b>M3-LSTA48</b>	<b>50" Length,</b> 30" Ring Centers Sign width size: 48" <b>M3-LSTA50</b>
--	--	--



## LOW CLEARANCE BRACKETS

### LIGHT DUTY UPPER OFFSET

A wall or post mount solution that maximizes space for signage, perfect for areas with low clearance. All steel construction and powder-coated for indoor or outdoor use.

<b>24" Length</b> 10" Ring Centers Sign width sizes 20"-22" <b>352B-24</b>	<b>30" Length</b> 14" Ring Centers Sign width sizes 26"-28" <b>352B-30</b>	<b>36" Length</b> 20" Ring Centers Sign width sizes 32"-34" <b>352B-36</b>
---	---	---



### LIGHT DUTY LOWER OFFSET SIGN BRACKET

If wall space to hang a sign is an issue, this may be the answer, made with 1" wide steel flat bar 3/8" thick and powder coated for use outdoors or in.

<b>24" Length</b> 10" Ring Centers Sign width sizes 20"-22" <b>353B-24</b>	<b>30" Length</b> 14" Ring Centers Sign width sizes 26"-28" <b>353B-30</b>	<b>36" Length</b> 20" Ring Centers Sign width sizes 32"-34" <b>353B-36</b>
---	---	---



# FIXED MOUNT SIGN BRACKETS




## COPPIA FIXED MOUNT SIGN BRACKET PAIR

Hang odd shaped signs and suspend from a ceiling or parapet wall, giving you flexibility with your installation. Pair of powder coated steel brackets with 1"x3" mounting tabs.

### 8" Arm Length

Accommodates sign blank 26"x13"  
401B-8



## PARALLELA FIXED MOUNT SIGN BRACKET PAIR

Hang a fixed non-moving sign from the ceiling, post or wall, comes with a pair of powder coated steel arms and sign blanks are placed on each side of the bars and can be glued or pinned together.

### 10" Length


Sign Blank Max 15"  
402B-10

### 20" Length

Sign Blank Max 30"  
402B-20

### 30" Length

Sign Blank Max 40"  
402B-30



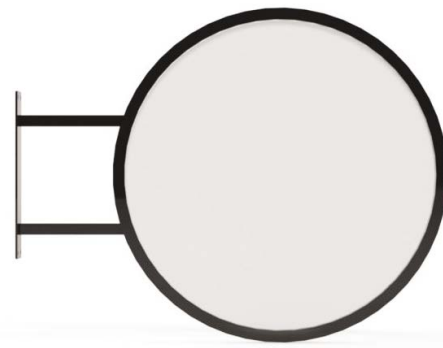
## ECLIPSE FIXED MOUNT SIGN BRACKETS

Round signage really gets people's attention because of its distinctive sign shape, perched in a half moon style bracket and floating. Optional PVC sign blank available.

26" Diameter  
406B-26-HW

36" Diameter  
406B-36-HW

46" Diameter  
406B-46-HW



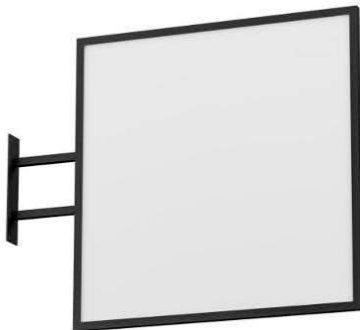
## CERCHIO FIXED SIGN BRACKET

Holds a circular PVC sign 26" – 46" in diameter securely in a fixed non-swinging bracket. Straightforward construction of powder-coated steel. Sign blank included.

26" Diameter  
419B-26

36" Diameter  
419B-36

46" Diameter  
419B-46



## PIAZZA FIXED SIGN BRACKET WITH BLANK

A traditional square sign blank in a non-swinging fixed modern sign concept, comes with 1" thick PVC sign blank installed.

26" Square Blank  
37" Overall Length  
420B-28

36" Square Blank  
47" Overall Length  
420B-38





### MONTAMAR CHANNEL SIGN BRACKETS

Our Montamar sign bracket has a clean and modern take and can be customized to your sign blank's thickness.

**12"-36" Arm Lengths**  
 Made of 2" Square Steel Tubing  
 .25" Channel **389B**



### MILANO SIGN BRACKET WITH MOUNTING BARS

Our Milano bracket, constructed with mounting tabs/bars for a non-swinging sign concept.

**30" Arm Length**  
 3" x 12" backplate 1" x 15" mounting bars  
**371B-30-MTG**



### REDONDO CHANNEL SIGN BRACKETS

The Redondo sign bracket is a sleek and modern method of displaying business signs. 2" tubular steel, .25" channel powder coated. Powder coated choice of black or silver.

**18" Arm Length**      **24" Arm Length**      **30" Arm Length**  
**388B-18**                      **388B-24**                      **388B-30**



### BEL FORTE SIGN BRACKET WITH FRAMED (NON-SWINGING) SIGN

Bel Forte means "Beautiful Strength". Our Bel Forte bracket is the answer for a stationary sign concept that will give years of uninterrupted service. Sign blank included.

**35" Arm Length**  
 30" x 15" x 1" frame; 6" x 6" mounting plate  
**387B-35-3015-BF**



### TORINO SIGN BRACKET WITH STATIONARY SIGN FRAME

Our Torino sign bracket is constructed with a frame to fit a non-swinging sign concept.

**40" Arm Length**  
 Sign blank included: 30"x15"x1"  
**370B-40-3015-FRM**



### BEL LARGO

Secures a 30"W x 46"H x 1" thick sign blank included. Other sizes available.

**38" Arm Length**  
 Secures a 30"W x 46"H x 1" thick sign blank  
**403B-1-3046**

# LIGHTED SIGN BRACKETS

Illuminate your message around the clock with sign brackets and low profile 120V bullet style light fixtures. Lets you shed light exactly where it's needed, with strength and simplicity—the winning combination that optimizes functionality and beauty.



## MILANO LIGHTED FIXED SIGN BRACKET

While the competition is left in the shadows, make your business sign shine on with the lighted Milano Arch blade sign bracket. This bracket can be mounted on any wall or post to brilliantly display your sign, even after dark. Sign blank included.

40" Arm Length  
371B-WL-40-FRM-LKIT

30" Arm Length  
371B-WL-30-FRM-LKIT



## PALISADES LIGHTED SIGN BRACKET KIT

Lighted sign brackets are a great way to highlight your business in both office park settings and commercial areas.

36" Arm Length  
120V PAR 20 lights  
17" Mounting tab centers  
326B-36-WL-PAR20-3015-B

36" Arm Length  
15W LED Bullet Lights  
17" Mounting tab centers  
326B-36-WL-LED-3015-B



## BEL FORTE LIGHTED SIGN BRACKET WITH FRAMED SIGN

Keep your sign affixed in one place with style along with adjustable lighting to keep it readable 24/7. 30"x15"x1" thick PVC sign blank included.

30" Arm Length  
387B-WL-3015-REC100



### UNIVERSAL STRAIGHT ARM LIGHTED BRACKET

Contemporary signage that is visible day and night, comes replete with 2 bullet lights that are adjustable to get the light right where it is needed.

<b>30" Length</b> 14" Ring Centers Sign Width 26"-28" 379B-WL-30	<b>40" Length</b> 22" Ring Centers Sign Width 36"-38" 379B-WL-40	<b>50" Length</b> 30" Ring Centers Sign Width 46"-48" 379B-WL-50
---	---	---



### TORINO ILLUMINATA

Fabricated with a 1" square tube arm, and the beautiful scroll work is created with 1" wide flat steel. The bracket is plumbed to accept wires and to install directional bullet lights or gooseneck lights.

<b>30" Arm Length</b> 14" Ring Centers 370B-WL-30-LKIT	<b>40" Length</b> 22" Ring Centers 370B-WL-40-LKIT	<b>50" Length</b> 30" Ring Centers 370B-WL-50-LKIT
--	--	--



### CLASSIC BRACKET

Constructed with 1.5" round tube steel, the decorative scrolls are formed with solid steel bar.

<b>33" Arm Length</b> 14" Ring Centers 377B-WL-BF-33-LKIT	<b>43" Length</b> 22" Ring Centers 377B-WL-BF-43-LKIT	<b>53" Length</b> 30" Ring Centers 377B-WL-BF-53-LKIT
---	---	---



### TRIANGLE BALL WITH LIGHTS

Ensure that your sign is visible 24/7 by using our Triangle Ball lighted sign bracket kit to hang it.

<b>30" Arm Length</b> 14" Ring Centers 375B-WL-30-LKIT	<b>40" Length</b> 22" Ring Centers 375B-WL-40-LKIT	<b>50" Length</b> 30" Ring Centers 375B-WL-50-LKIT
--	--	--



### MONTAMAR LIGHTED PAIR KIT

Constructed with a pair of 1/4" channel brackets. 120V PAR20 or LED lamps. Sign blank optional.

<b>24" Arm Length</b> 389B-24-WL	<b>30" Length</b> 389B-30-WL	<b>36" Length</b> 389B-36-WL
-------------------------------------	---------------------------------	---------------------------------

# BULLET LIGHTS & SIGN LIGHTING

## PAR20 120V STRAIGHT ARM SLEEK AND MODERN DIRECTIONAL BULLET SIGN LIGHTER

Commercial outdoor sign lighters are a necessity for any business. PAR20 bulb bullet lights illuminate your business signage so that it can be easily seen by potential clients.

Available Arm Lengths: 30", 36", 48" x 10.5"H  
Light(s): 3.5"Dia x 7.5"H  
SL8-PAR20BLTC



## CONTEMPORARY PAR20 SIGN LIGHT

Aluminum arm with (2) contemporary bullet style light fixtures that will add a modern touch to your wall mounted sign, awning or art piece.

Available Arm Lengths: 30", 36", 48"  
Light(s): 3.5"Dia x 7.5"H  
SL8-PAR20BLTB



## STREAMLINE WALL MOUNT DOUBLE PAR20 SPOTLIGHT FIXTURE

A versatile choice of wall mounted spotlights for use indoors or outdoors for illuminating signage, menus, wall decor and anything else you might want to call attention to.

Overall: 28" x 19.5" x 7"  
Other lengths available  
D12-PAR20-DBL-24-BLK



## PAR20 120V MODERN STRAIGHT ARM DIRECTIONAL DOUBLE BULLET SIGN LIGHTER

Commercial sign lights can be hard to find—but not here! We're proud to offer this PAR20 modern double directional signage light.

Available Arm Lengths: 30", 36", 48" x 10.5"H  
Light(s): 3.5"Dia x 7.5"H, Light Spacing: 10.5"  
SL8-PAR20BLTD



## STREAMLINE WALL MOUNT SINGLE PAR20 SPOTLIGHT FIXTURE

The Streamline Wall Mount single PAR20 spotlight fixture is the perfect choice of spotlights for all types of sign lighting as well as for illuminating artwork and other items along a wall.

Overall: 31.5" x 6" x 4.5"  
Other lengths available  
D12-PAR20-SNGL-24



### LED PAR20 DIRECTIONAL BULLET SPOT LIGHT – 15W (WITH 10 FT WIRE LEADS)

With a swivel knuckle and 10ft wire leads, this LED bullet is perfect for illuminating signage and architectural features, suitable for wet locations.

D12-DPR49-LENS-LED15-B-10FT

### LINEAR FLOOD AND SIGN LIGHT

Cast Aluminum and powder coated in choice of black, bronze, white, or Verdi green, 4 sizes and choice of fluorescent or LED

24" Length  
D12-DF9400

36" Length  
D12-DF9401

48" Length  
D12-DF9402

94" Length  
D12-DF9408



**LED**  
3 SIZES

- Cast aluminum with high impact acrylic lens
- Weather resistant black powder coat finish

- Approved for outdoor use
- Linear LED lights last up to 5x as long as regular fluorescents



23.5" WIDE, 18 WATT  
D12-LED-9400-BZ



47.63" WIDE, 37 WATT  
D12-LED-9402-BZ



94" WIDE, 80 WATT  
D12-LED-9408-BZ



### LED-RGB LINEAR FLOOD AND SIGN LIGHT

Choose classic white LED lighting or multicolor RGB which allows for colorful and seasonal signage. Adjustable knuckles get the lighting precisely where you want it.

24" Length  
D12-LED9400

48" Length  
D12-LED9402

96" Length  
D12-LED9408

# GOOSENECK LIGHTING

## ALUMINUM GOOSENECK LIGHTING

Attractive and functional, Aluminum Gooseneck Lighting illuminates signage while adding curb appeal in the process. With a wide range of styles & colors to choose from, these handsome light fixtures mount directly on exterior walls to create brilliance personified!

▪ *Our best selling 10" Angle Shades / More shades & arm configurations available online*



18"L x 8.5" Arm  
10" Angle Shade  
SL8-AE1-ANG810



35.5"L x 13.5"H Arm  
10" Angle Shade  
SL8-AE2-ANG810



24.75"L x 14"H Arm  
10" Angle Shade  
SL8-AE3-ANG810



22.5"L x 7"H Arm  
10" Angle Shade  
SL8-AE6-ANG810



30" W x 13.25"H Arm  
10" Angle Shade  
SL8-AE8-ANG810



33.5"L x 15.5"H Arm  
10" Angle Shade  
SL8-AE5-ANG810

## SHADE OPTIONS

**Shade styles:** Angle, Warehouse, Barn Light, and Emblem.

All come with generous color options and infinite customization potential.

▪ [More shades available online](#)



18"L x 8.5"H Arm  
10" Emblem Shade  
SL8-AE1-EM710



18"L x 8.5"H Arm  
14" Warehouse Shade  
SL8-AE1-WH514



18" x 8.5"H Arm  
16" Barn Light Shade  
SL8-AE1-BRN16

## QUICK SHIP OPTIONS

Available in four power-coated color finishes, and customizable in size and arm configuration.




## FINISH OPTIONS

Color matched to any setting, powder coated finishes in over 20 colors provide added durability.

▪ [More colors available online](#)

QUICK SHIP FINISHES



WHITE



GALVANIZED



SATIN ALUMINUM



BRONZE



BLACK



OIL RUBBED BRONZE



GREEN



TEXTURED BLACK



BRUSHED ALUMINUM



WEATHERED COPPER



PAINTED STEEL



RAW COPPER

# COMMERCIAL BANNER BRACKETS



## STRAIGHT ARM WALL MOUNT

Includes: 1 top bracket  
and 1 bottom bracket.  
Arm Lengths: 20", 26", 32", 38"  
310B-WM

## STRAIGHT ARM BALL FINIAL

Includes: 1 top bracket  
and 1 bottom bracket.  
Arm Lengths: 20", 26", 32", 38"  
310B-WM-BF

For highly effective low-cost signage, banners provide a lot of bang for the buck! And along with it, are commercial banner brackets that secure them. Mounting is made easy with a wide assortment of mounting systems, including:

- [Banner brackets for poles](#)
- [Wall banner brackets](#)
- [Ceiling mount banner brackets](#)
- [Assorted banner bracket hardware](#)

## WALL MOUNT BANNER BRACKETS

### STRAIGHT ARM BRACKET FOR BANNERS OR HANGING SIGNS

1" square tube steel powder coated with either 4"x4" or 6"x6" backplate and comes with a tie-down ring to keep banner in place. Choice of straight arm or ball finial.

20" for 18" banners 310B-WM- BF-20-W4x4	26" for 24" banners 310B-WM- BF-26-W4x4	32" for 30" banners 310B-WM- BF-32-W6x6	38" for 36" banners 310B-WM- BF-36-W6x6
--	--	--	--



## POLE MOUNT



### ONE-WAY BALL FINIAL BANNER BRACKET


<b>POLE TYPE</b>	<b>ARM LENGTH</b>
3", 4", 5", 6" Square	20", 26", 32", 38"
3", 4", 5", 6" Dia. Round	310B-1WSET-BF
310B-1WSET-BF	



### TWO-WAY BALL FINIAL BANNER BRACKET

<b>POLE TYPE</b>	<b>ARM LENGTH</b>
3", 4", 5", 6" Square	20", 26", 32", 38"
3", 4", 5", 6" Dia. Round	310B-2WSET-BF
310B-2WSET-BF	

## POLE MOUNT



### ONE-WAY IRON STRAIGHT ARM BANNER BRACKET

Add understated elegance while properly securing your banner with this Top and Bottom Finial banner bracket kit.

<b>POLE TYPE</b>	<b>ARM LENGTH</b>
3", 4", 5", 6" Square	20", 26", 32", 38"
3", 4", 5", 6" Dia. Round	310B-1WSET
310B-1WSET	



### TWO-WAY IRON STRAIGHT ARM BANNER BRACKET

Each mounting bracket is designed to fit your specific pole shape, taper or diameter.

<b>POLE TYPE</b>	<b>ARM LENGTH</b>
3", 4", 5", 6" Square	20", 26", 32", 38"
3", 4", 5", 6" Dia. Round	310B-2WSET
310B-2WSET	


## TRAPEZE WALL MOUNT & FLUSH MOUNT

We have trapeze styles available in wall mount, flush mount and pole mount. All can be ordered with a light kit so your message can be seen 24/7. Simply use the adjustable arm to achieve desired tension for a clear display.



### TRAPEZE BANNER BRACKET PROJECTING WALL MOUNT

For 18", 24" or 36" banners  
303B-WM



### TRAPEZE BANNER BRACKET FLUSH WALL MOUNT

For 18", 24" or 36" banners  
303B-FM


## TRAPEZE POLE MOUNT

Attach banner brackets to light poles using an attractive Trapeze Style One-Way Arm. This commercial-grade pole banner hardware is made from iron with a rust resistant powder coated finish.



### TRAPEZE BANNER ONE WAY BRACKET

**POLE/POST SIZE OPTIONS**  
3", 4", 5", 6" Dia. Round  
3", 4", 5", 6" Square  
3", 4", 5", 6" Hex  
For 18", 24" or 36" banners  
303B-1WSET



### TRAPEZE BANNER TWO-WAY BRACKET

**POLE/POST SIZE OPTIONS**  
3", 4", 5", 6" Dia. Round  
3", 4", 5", 6" Square  
3", 4", 5", 6" Hex  
For 18", 24" or 36" banners  
303B-2WSET



■ *Lighted option available on all styles of trapeze banner brackets*

## BANNER SAVER WIND SPILLING BRACKETS



Patented solution for windy areas, with heavy duty springs that "spill the wind" off the banner, reducing wear and tear on both the banner and the city light poles. Aluminum or black finish.



18" banners  
300-BBMD-22

24" banners  
300-BBMD-28

30" banners  
300-BBMD-34

36" banners  
300-BBMD-40

## BANNER STRAIGHT KIT



### BANNER STRAIGHT 4-FT KIT

Easily add a banner to a wall or side of a building effectively using all that "blank space" for advertising. Using all aluminum tracks and slide mounts, banner is secured utilizing the banner's grommets.

For 48" banners  
BS-4KIT

# POLE AND POST SOLUTIONS



## CUSTOM GRADE **READY MADE**

Creating custom solutions from ready made products is our specialty. We help turn heads with unique finials, aluminum posts and architectural post bases.

# BUILD YOUR OWN POST SYSTEM.

## Choose your finial, post & base



### FINIALS

**BALL**  
for a 3" post  
CMC-TB3-BLK



**ACORN**  
for a 3" post  
M3-TAF8-X



**HORSEHEAD**  
for a 3" post  
M3-THF2-B



**FLAME**  
for a 3" post  
M3-TFF6-B



**BALL**  
for a 3" post  
K1-3-SQ-BF



**GOLF BALL**  
for a 3" post  
M3-TGF11-B

▪ Buy in quantity & save on shipping



A



B



C

### ALUMINUM POSTS

#### A. 3" DIAMETER ROUND POST

Commercial Grade .125" wall thickness, powder coated black  
8 Foot **AM-3X125-8**  
10 Foot **AM-3X125-10\***  
12 Foot **AM-3X125-12\***

#### B. 3" DIAMETER FLUTED POST

Commercial Grade .125" wall thickness, powder coated black  
8 Foot **AM-3X125-8-FL**  
10 Foot **AM-3X125-10-FL\***  
12 Foot **AM-3X125-12-FL\***

#### C. 3" SQUARE HEAVY DUTY POST

Commercial Grade, .25" wall thickness, powder coated black  
8 Foot **AM-3SQ25-8**  
10 Foot **AM-3SQ25-10\***  
12 Foot **AM-3SQ25-12\***

\*10-12 Foot ships with common carrier

### ARCHITECTURAL POST BASES



**10" CAST ALUMINUM POST BASE**  
9.875"H x 8.875"W  
for 3" post  
CMC-SB-10-3



**SQUARE BASE FOR 3 X 3 POST**  
Square base  
24"H x 8.5"W  
M3-DSB-3-B



**STANDARD SLIP OVER BASE FOR 3" POLE**  
20"H x 7.5"W at base; for 3" post  
M3-LPSSB-20-3-X



**ARCHITECTURAL POST BASE**  
for a 3" or 4" post  
CMC-SFB-24-3-BLK



**SPLIT CAST ALUMINUM BASE**  
25" height, fits 3" diameter post  
M3-LPSSB-20-3-SPLT-BLK




**DECORATIVE POST BASE**  
for a 3" or 4" post  
M3-SDB-26-4-B

# SIGN BLANKS

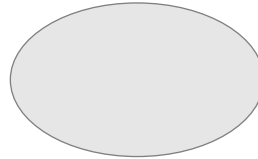
## CELLULAR PVC BLANKS

▪ *Optional Edges Include: Frame, Bullnose and Combination*



### ROUND PVC SIGN BLANK

26" Dia. **AB100-C26-100**  
36" Dia. **AB100-C36-100**  
46" Dia. **AB100-C46-100**



### OVAL PVC SIGN BLANK

26"W x 17"H **AB100-V2617**  
36"W x 24"H **AB100-V3624**  
46"W x 30"H **AB100-V4630**



### SQUARE PVC SIGN BLANK

26"W x 26"H **AB100-S26-DBSE-2F**  
36"W x 36"H **AB100-S36-DBSE-2F**  
46"W x 46"H **AB100-S46-DBSE-2F**



### RECTANGLE PVC SIGN BLANK

26"W x 13"H **AB100-R2613-DBSE-2F**  
26"W x 18"H **AB100-R2618-DBSE-2F**  
36"W x 18"H **AB100-R3618-DBSE-2F**  
36"W x 24"H **AB100-R3624-DBSE-2F**  
46"W x 23"H **AB100-R4623-DBSE-2F**  
46"W x 30"H **AB100-R4630-DBSE-2F**

## ALUMINUM BLANKS

Commercial grade Aluminum Sign Blanks with durable thickness range from 0.63 to 0.80, are perfect for light-duty indoor signage, as directionals, and for retail storefronts. Easily hang from decorative sign brackets, ceilings or flush from walls.



### RECTANGULAR ALUMINUM SIGN BLANK

14"W x 7"H x 0.63" Thick **AB400-R1407**  
20"W x 10"H x 0.63" Thick **AB400-R2010**  
22"W x 12"H x 0.63" Thick **AB400-R2212**  
34"W x 14"H x 0.80" Thick **AB400-R3414**  
44"W x 16"H x 0.80" Thick **AB400-R4416**



### OVAL ALUMINUM SIGN BLANK

16"W x 11"H x 0.80" Thick **AB400-V1611**  
22"W x 14"H x 0.80" Thick **AB400-V2214**  
33"W x 22"H x 0.80" Thick **AB400-V3322**  
46"W x 30"H x 0.80" Thick **AB400-V4630**

## CUSTOM SHAPES AVAILABLE

We can create almost any shape signage from PVC or metal using our in house CNC machines. If you can dream it, we can make it!

## POST & PANEL SYSTEMS

We carry several kinds of Post and Panel sign systems—from Cellular PVC wrapped wood, aluminum, and wrought iron in classic and contemporary designs. Available in many standard shapes and sizes, and fully customizable. Decorative accessories also available.



**TORINO SIGN POST SYSTEM**  
30" or 40" arm, 8' tall (3" Dia.) direct burial post, and a 24" slip-over base. Available with custom arm & pole lengths.  
**325B-SO-910A**



**PREMIUM CAST "S" SCROLL POST SYSTEM**  
30" or 40" arm, 8' tall (3" Dia.) direct burial post and 24" slip-over base. Available with custom arm & pole lengths.  
**325B-SO-911A-x**




**PREMIUM DECORATIVE SIGN MOUNT SYSTEM**  
12" x 12" slip-over sign mount, 8' tall (3" Dia.) direct burial post and 24" tall solid fluted base.  
**325B-SO-912A-12x12**



**MILANO ARM POST SYSTEM**  
Includes a 30" Arm Milano post style bracket and a 8' tall 3" square direct burial iron post with top ball finial.  
**371P-PM-30**




**DECORATIVE SIGN HOLDER SYSTEM**  
Detailed scroll sign holder with a 18" x 24" blank, 6' tall (3" Dia.) direct burial post and a 24" slip-over base.  
**320B-1824**



**TWISTED ARM BLADE SIGN BRACKET FOR 3" POST**  
Our aluminum Twisted Arm blade sign bracket can now be mounted to a round post. Lengths: 29", 40", 52"  
**M3-PM-TA**

## DOUBLE POST AND PANEL SYSTEMS

Do justice to large business signs in outdoor settings with double post and panel signage. Excellent choice for medical offices, boutique offices and firms, retail gift shops and more.



### CHRISTOPHER POST AND PANEL SYSTEM

(2) 96" Height posts with 36" channel to accommodate 1/4" thick sign blanks  
Optional 36" or 48" square PVC sign blank  
322B-PP-96



### CHANNEL POST AND PANEL

(2) 96" height posts with 30" channels will work with 1" thick sign blanks.  
(2) finials, and (2) decorative post base included, sign blank optional  
368PP-30C-96-BF-ARC



### VIEWPOINT WAYFINDING POST AND PANEL SYSTEM

3" square steel tube perfectly arched to showcase maps or wayfinding information  
3 sign heights available, 1" channel, 6x6 mounting plates  
407B-18 407B-24 407B-30



### TORINO POST AND PANEL

3" square posts in choice of 8ft or 10ft heights, with 50" slip over bracket with scroll work and welded on finials. 3 ring centers for securing signage.  
370B-PP-3X3sq



### ELEGANT POST AND PANEL SYSTEM

Fluted posts 72"-96" in height that are slotted to accept "tabbed" aluminum sign blanks, comes with 2 decorative bases and 2 finials.  
M3-EPPS-3648  
M3-EPPS-7250  
M3-EPPS-7672



### DECORATIVE REAL ESTATE SIGN FRAME

52"H including scrolls accommodates 24" x 18" sign blank, 1"x1" steel "L" angle construction, easily pushes into ground for instant signage.  
1301B-HFRAME



# SIGN ACCESSORIES


## DIRECT SIGN MOUNTS

Direct Sign Mounts are an inexpensive way to flag mount a sign to designate a conference room, restroom, or office area. Direct Sign Mounts can be installed from a ceiling, a wall, or on top of a desk or counter. Available in 9 standard sizes, with holes pre-drilled in the base and set screws in place to secure the substrate. They are made from aluminum, and can be easily painted or powder coated.



### PRODUCT FEATURES

- Available in a variety of lengths
- Perfect for interior signage
- Allows a sign to hang perpendicular from the wall




For 1/8" Thick Substrates		For 1/4" Thick Substrates	
DSM-18-3	3" Direct Sign Mount	DSM-14-3	3" Direct Sign Mount
DSM-18-3-WB	3" Direct Sign Mount with 3" x 12" PVC Sign Blank	DSM-14-3-WB	3" Direct Sign Mount with 3" x 12" PVC Sign Blank
DSM-18-4	4" Direct Sign Mount	DSM-14-4	4" Direct Sign Mount
DSM-18-4-WB	4" Direct Sign Mount with 4" x 12" PVC Sign Blank	DSM-14-4-WB	4" Direct Sign Mount with 4"x12" PVC Sign Blank
DSM-18-6	6" Direct Sign Mount	DSM-14-6	6" Direct Sign Mount
DSM-18-6-WB	6" Direct Sign Mount with 6" x 10" PVC Sign Blank	DSM-14-6-WB	6" Direct Sign Mount with 6"x10" PVC Sign Blank
DSM-18-8	8" Direct Sign Mount	DSM-14-8	8" Direct Sign Mount
DSM-18-8-WB	8" Direct Sign Mount with 8" x 12" PVC Sign Blank	DSM-14-8-WB	8" Direct Sign Mount with 8" x 12" PVC Sign Blank
DSM-18-10	10" Direct Sign Mount	DSM-14-10	10" Direct Sign Mount
DSM-18-10-WB	10" Direct Sign Mount with 10"x 14" PVC Sign Blank	DSM-14-10-WB	10" Direct Sign Mount with 10"x14" PVC Sign Blank
DSM-18-12	12" Direct Sign Mount	DSM-14-12	12" Direct Sign Mount
DSM-18-12-WB	12" Direct Sign Mount with 12" x 16" PVC Sign Blank	DSM-14-12-WB	12" Direct Sign Mount with 12" x 16" PVC Sign Blank
DSM-18-18	18" Direct Sign Mount	DSM-14-18	18" Direct Sign Mount
DSM-18-18-WB	18" Direct Sign Mount with 16" x 18" PVC Sign Blank	DSM-14-18-WB	18" Direct Sign Mount with 16" x 18" PVC Sign Blank
DSM-18-24	24" Direct Sign Mount	DSM-14-24	24" Direct Sign Mount
DSM-18-24-WB	24" Direct Sign Mount with 18" x 24" PVC Sign Blank	DSM-14-24-WB	24" Direct Sign Mount with 18" x 24" PVC Sign Blank
DSM-18-36	36" Direct Sign Mount	DSM-14-36	36" Direct Sign Mount
DSM-18-96	96" Direct Sign Mount No Holes	DSM-14-96	96" Direct Sign Mount No Holes

# MOUNTING ACCESSORIES

## CLEAT HANGERS & FRENCH CLEATS

Aluminum Cleat Hangers or Z-Clips make mounting heavy objects on a wall a little easier. Sold in a two piece set, one cleat hanger is mounted to the wall, and the other to the object that needs to be hung. For jobs light to heavy duty, cleat hangers provide hidden support for wall signs and more.



Light Duty Cleat Hanger		Medium Duty Cleat Hanger		Heavy Duty Cleat Hanger	
<b>CH-316-2IN</b>	2" cleat hanger set, two holes	<b>CH-14-2.5IN</b>	2.5" cleat hanger set, two holes	<b>CH-38-2.5IN</b>	2.5" cleat hanger set, two holes
<b>CH-316-6IN</b>	6" cleat hanger set, two holes	<b>CH-14-6IN</b>	6" cleat hanger set, two holes	<b>CH-38-6IN</b>	6" cleat hanger set, two holes
<b>CH-316-1FT</b>	1 foot cleat hanger set, holes every 8"	<b>CH-14-1FT</b>	1 foot cleat hanger set, holes every 8"	<b>CH-38-1FT</b>	1 foot cleat hanger set, holes every 8"
<b>CH-316-2FT</b>	2 foot cleat hanger set, holes every 8"	<b>CH-14-2FT</b>	2 foot cleat hanger set, holes every 8"	<b>CH-38-2FT</b>	2 foot cleat hanger set, holes every 8"
<b>CH-316-4FT</b>	4 foot cleat hanger set, holes every 8"	<b>CH-14-4FT</b>	4 foot cleat hanger set, holes every 8"	<b>CH-38-4FT</b>	4 foot cleat hanger set, holes every 8"
<b>CH-316-6FT</b>	6 foot cleat hanger set, holes every 8"	<b>CH-14-6FT</b>	6 foot cleat hanger set, holes every 8"	<b>CH-316-6FT</b>	6 foot cleat hanger set, holes every 8"
<b>CH-316-8FT</b>	8 foot cleat hanger set, holes every 8"	<b>CH-14-8FT</b>	8 foot cleat hanger set, holes every 8"	<b>CH-316-8FT</b>	8 foot cleat hanger set, holes every 8"

# UNIQUE SOLUTIONS

## POLE MOUNT SIGN HARDWARE



**ONE SIDED SIGN CLAMP**  
1.5" - 4"  
P16-1SC



**TWO SIDED SIGN CLAMP**  
1.5" - 2.5"  
P16-2SC



**2.375" ROUND CENTER  
MOUNT SIGN BRACKET  
DOUBLE-SIDED**  
D5-RP-CM-238-45-2



**2.375" ROUND CENTER  
MOUNT SIGN BRACKET  
SINGLE-SIDED**  
D5-RP-CM-238-45



**2.375" ROUND POST  
TOP 5" SIGN MOUNT  
BRACKET**  
D5-RPT-238-55



**2.375" POST  
MOUNT BRACKET**  
4" L  
D5-HR-238-4



**2.375" POST  
MOUNT BRACKET**  
7" L  
D5-HR-238-7



**4" POST  
MOUNT BRACKET**  
9" L  
D5-HR-4-9



**SINGLE BOLT STRAP  
BRACKET - Small Dia. Poles**  
D5-SS-SSB-RND2-4



**SINGLE BOLT STRAP  
BRACKET - Large Dia. Poles**  
D5-SS-SSB-RND4L




**CHAINLINK FENCE  
MOUNTING BRACKETS**  
I-CLB



**QUICK RELEASE  
BANNER STRAP**  
C18-SS



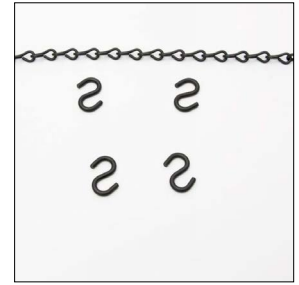
**SIGN HARDWARE KIT**  
Stainless steel with black oxide finish. Kit includes:  
(4) 1.5" "S" hooks,  
(1) foot of #12 jack chain and  
(2) 4" x .312" lag eye bolts.  
SS-KIT-8



**MEDIUM DUTY WALL BRACKET HARDWARE KIT (BLANKS MIN. 3/4" THICK)**  
SS-KIT-8MD



**HEAVY DUTY WALL BRACKET HARDWARE KIT (BLANKS MIN. 1" THICK)**  
SS-KIT-8HD



**LIGHT DUTY WALL BRACKET HARDWARE KIT - PVC**  
SS-KIT-6LD



**QUICK-ATTACH SIGN HOOK**  
N9-HL



**SIGN STABILIZER TAB**  
398B-3x3-TAB




**3" POST MOUNT SIGN STABILIZER**  
398-PM-SS



**MEDIUM- 1/4" THICK 2-1/4"L STAINLESS STEEL QUICK LINKS- PAIR**  
A20-SS-CL14



**SLIP OVER DIRECT SIGN MOUNT - 2 Signs**  
2201-SO-ST-SGN-180



**DIRECT SIGN MOUNT WITH POST CLAMP**  
2201-PM



**BRACKET-TO-POST-ADAPTER**  
325B-CSM-3X3



SLIP OVER DIRECT SIGN MOUNT,  
ARCHITECTURAL BASE, ROUND  
ALUMINUM POLE AND BALL FINIAL




**SLIP OVER DIRECT  
SIGN MOUNT**

Need an attractive, yet simple street sign installation method? Sign Bracket Store Slip Over Street Sign Brackets for 3" poles are an elegant and unobtrusive option. The bracket slips over any standard 3" pole screws in place. 3" Dia. x 7" H  
**2201-SO-ST-SGN**

**We are dedicated** to meeting all your signage and lighting needs.

From superior ready made products to exceptional custom capabilities unlike anyone else in the marketplace, we stand by both our product quality and resourceful service.

**CUSTOM SIZES AVAILABLE**



## MAKE US YOUR TRUSTED BUSINESS PARTNER

Need something custom just for your business? That's our specialty! We offer design services, fast turn arounds, and top tier quality.